



**Frank Mansbach,  
BikeWalkGreenville**

**A model city funding story:  
City of Greenville  
April 24, 2023**



# Bike Walk Greenville's advocacy is for safe infrastructure in all of Greenville County

- Funding by Greenville County Council has been a challenge:
  - In 2014 a penny sales tax “roads referendum,” that included significant funding for safe routes to school sidewalks was resoundingly defeated by the voters
  - On a positive note, the County has self performed construction of Prisma Health Swamp Trail extensions, and a much-needed repaving project of the original trail
  - A possible 2024 sales tax referendum is under discussion, and we will partner with other non-profits to include safe biking and walking infrastructure



# City of Greenville Budget

- The City has consistently provided significant funding for safe biking and walking infrastructure as shown in the last two budget documents
- In 2023 a new neighborhood infrastructure bond fund was passed adding more funding
- City Council is far more progressive than the historically conservative County Council that has not raised property taxes in 25 years

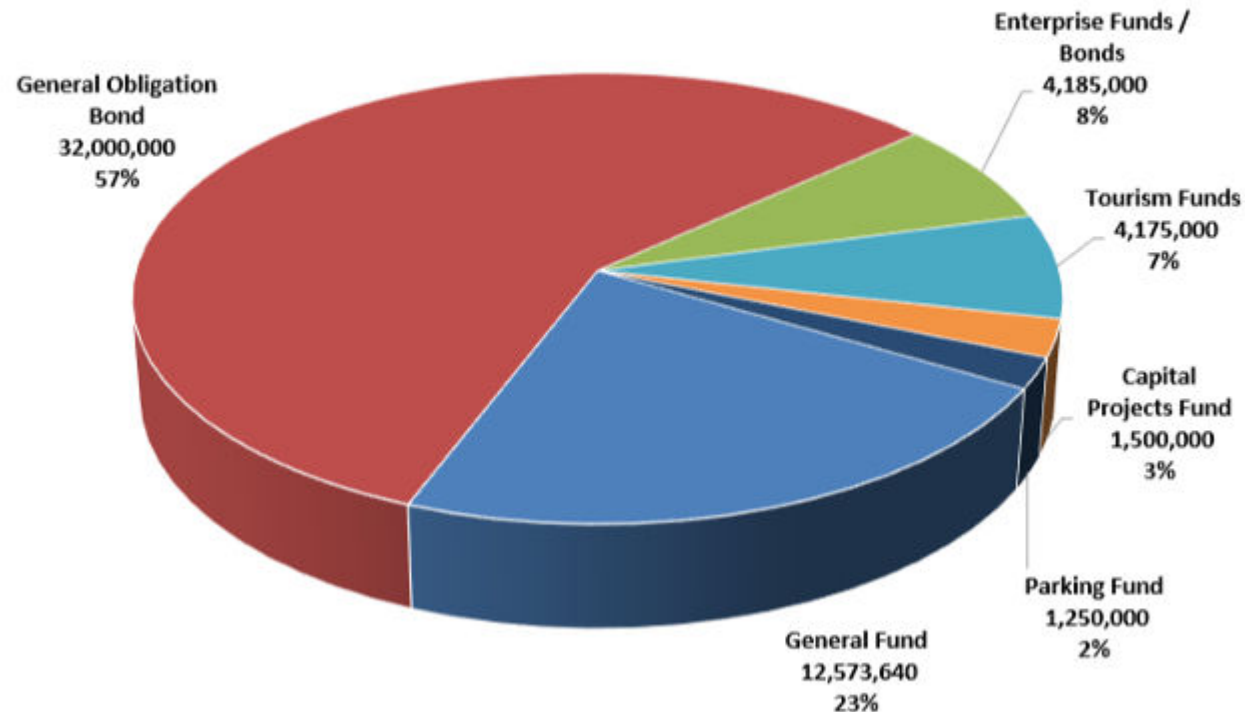


# Annual Operating Budget

Fiscal Year 2021-2022

## FY 2022 Capital Budget Revenues by Source

FY 2022 Capital Budget Revenues by Source



<u>Funding Source/Project</u>	FY 21/22	***** PLANNING YEARS ONLY *****				FY 22-26
	BUDGET	FY 22/23	FY 23/24	FY 24/25	FY 25/26	FUNDING
<b><u>PARKS AND RECREATION</u></b>						
<b>GVL2040 Open Space Acquisition (New)</b>						
General Fund Transfer	500,000	500,000	500,000	500,000	500,000	<b>2,500,000</b>
Totals	500,000	500,000	500,000	500,000	500,000	<b>2,500,000</b>
<b>Greenways and Trails (PR4173)</b>						
Hospitality Tax Fund	1,000,000	1,000,000	1,000,000	1,000,000	1,000,000	<b>5,000,000</b>
Totals	1,000,000	1,000,000	1,000,000	1,000,000	1,000,000	<b>5,000,000</b>
<b>Laurens Road Trail (PR4138)</b>						
General Fund Transfer	500,000	0	0	0	0	<b>500,000</b>
Totals	500,000	0	0	0	0	<b>500,000</b>
<b>Swamp Rabbit Trail Bridges Inspection (PR4192)</b>						
Hospitality Tax Fund	250,000	250,000	250,000	250,000	250,000	<b>1,250,000</b>
Totals	250,000	250,000	250,000	250,000	250,000	<b>1,250,000</b>



# CIP Schedule By Funding Source

Funding Source/Project	FY 21/22	***** PLANNING YEARS ONLY *****				FY 22-26
	BUDGET	FY 22/23	FY 23/24	FY 24/25	FY 25/26	FUNDING
<b>Capital Projects Fund</b>						
Cultural Corridor Urban Trail	1,500,000	0	0	0	0	1,500,000
Subtotal, Capital Projects Fund	<b>1,500,000</b>	<b>0</b>	<b>0</b>	<b>0</b>	<b>0</b>	<b>1,500,000</b>
<b>General Fund Transfer</b>						
Affordable Housing Plan	1,000,000	2,000,000	2,500,000	2,500,000	2,500,000	10,500,000
Bike/Ped Infrastructure (New)	250,000	250,000	250,000	250,000	250,000	1,250,000
Capital Project Reserve (New)	2,000,000	2,000,000	2,000,000	2,000,000	2,000,000	10,000,000
Commercial Corridors	1,500,000	1,000,000	1,000,000	1,000,000	1,000,000	5,500,000
Downtown Façade Improvements	150,000	150,000	150,000	150,000	150,000	750,000
Econ. Dev. Project Account -Viola	293,994	333,308	334,975	336,650	338,333	1,637,260
Economic Development Fund Deposit	1,500,000	1,500,000	1,500,000	1,500,000	1,500,000	7,500,000
Economic Development Initiatives	850,000	750,000	750,000	750,000	750,000	3,850,000
Fire Station Improvements	1,180,495	1,202,018	1,211,723	1,221,335	1,241,069	6,056,640
GVL2040 Open Space Acquisition (New)	500,000	500,000	500,000	500,000	500,000	2,500,000
Intersection Safety Improvements	400,000	400,000	400,000	400,000	400,000	2,000,000
Main Street Trees	75,000	75,000	75,000	75,000	75,000	375,000
Neighborhood Park Improvements II	703,078	0	0	0	0	703,078
NSTEP	1,000,000	1,000,000	1,000,000	1,000,000	1,000,000	5,000,000

Sidewalk ADA Improvements	200,000	200,000	200,000	200,000	200,000	<b>1,000,000</b>
Street Lighting Maint/Upgrades	100,000	100,000	100,000	100,000	100,000	<b>500,000</b>
Traffic Calming	250,000	250,000	250,000	250,000	250,000	<b>1,250,000</b>
Tree Fund Seed Money	250,000	250,000	250,000	250,000	250,000	<b>1,250,000</b>
Subtotal, General Fund Transfer	<b>12,573,640</b>	<b>12,331,399</b>	<b>12,842,771</b>	<b>12,854,058</b>	<b>12,894,029</b>	<b>63,495,897</b>

#### **General Obligation Bond**

NIB - Road Improvements	11,500,000	0	0	0	0	<b>11,500,000</b>
NIB - Parks & Rec Center Improvements	7,000,000	0	0	0	0	<b>7,000,000</b>
NIB - Transportation Management	6,100,000	0	0	0	0	<b>6,100,000</b>
NIB - Sidewalk Construction	5,400,000	0	0	0	0	<b>5,400,000</b>
NIB - Contingency Reserve	2,000,000	0	0	0	0	<b>2,000,000</b>
Subtotal, General Obligation Bond	<b>32,000,000</b>	<b>0</b>	<b>0</b>	<b>0</b>	<b>0</b>	<b>32,000,000</b>

#### **Hospitality Tax Fund**

Cultural Corridor Urban Trail	2,000,000	0	0	0	0	<b>2,000,000</b>
Greenways and Trails	1,000,000	1,000,000	1,000,000	1,000,000	1,000,000	<b>5,000,000</b>
Laurens Road SWT Bridges	500,000	0	0	0	0	<b>500,000</b>
Public Safety Cameras and Infrastructure	200,000	200,000	200,000	200,000	200,000	<b>1,000,000</b>
Swamp Rabbit Trail Bridges	250,000	250,000	250,000	250,000	250,000	<b>1,250,000</b>
Subtotal, Hospitality Tax Fund	<b>3,950,000</b>	<b>1,450,000</b>	<b>1,450,000</b>	<b>1,450,000</b>	<b>1,450,000</b>	<b>9,750,000</b>

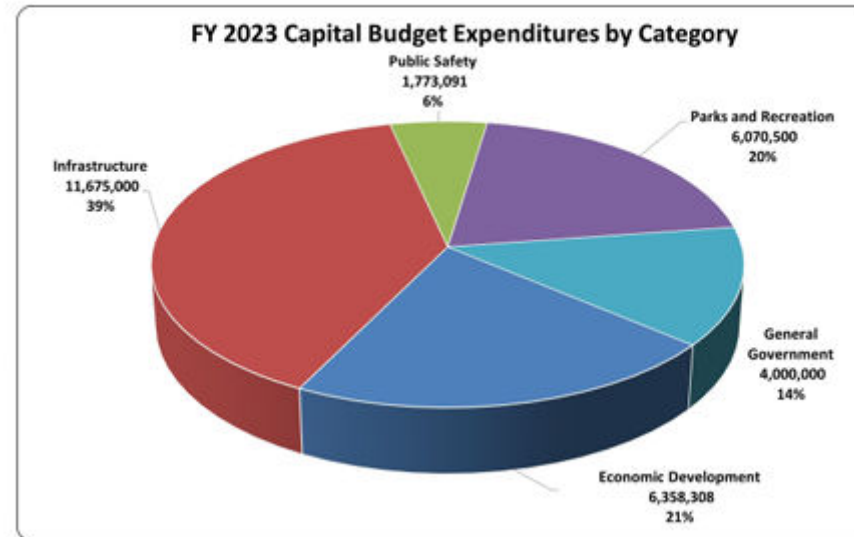




# Annual Operating Budget

Fiscal Year 2022-2023

## FY 2023 Capital Budget Expenditures by Category



# CIP Schedule by Category

Funding Source/Project	FY 22/23	***** PLANNING YEARS ONLY *****				FY 23-27
	BUDGET	FY 23/24	FY 24/25	FY 25/26	FY 26/27	FUNDING
<b>ROADS AND BRIDGES</b>						
<b>Academy/Downtown Bypass (PW3499)</b>						
General Fund Transfer	250,000	500,000	1,000,000	1,000,000	1,000,000	<b>3,750,000</b>
Totals	250,000	500,000	1,000,000	1,000,000	1,000,000	<b>3,750,000</b>
<b>Augusta Street Impv. (PW3500)</b>						
General Fund Transfer	650,000	2,000,000	2,000,000	2,000,000	1,000,000	<b>7,650,000</b>
Totals	650,000	2,000,000	2,000,000	2,000,000	1,000,000	<b>7,650,000</b>
<b>Bike/Ped Infrastructure (PR4213)</b>						
General Fund Transfer	250,000	250,000	250,000	250,000	250,000	<b>1,250,000</b>
Totals	250,000	250,000	250,000	250,000	250,000	<b>1,250,000</b>
<b>Intersection Safety Improvements (PW3452)</b>						
General Fund Transfer	200,000	200,000	200,000	200,000	200,000	<b>1,000,000</b>
Totals	200,000	200,000	200,000	200,000	200,000	<b>1,000,000</b>
<b>NSTEP - New Sidewalk Targeted Expansion Prog. (PW3471)</b>						
General Fund Transfer	1,000,000	1,000,000	1,000,000	1,000,000	1,000,000	<b>5,000,000</b>
Totals	1,000,000	1,000,000	1,000,000	1,000,000	1,000,000	<b>5,000,000</b>
<b>Sidewalk ADA Improvements (PW3472)</b>						
General Fund Transfer	100,000	100,000	100,000	100,000	100,000	<b>500,000</b>
Totals	100,000	100,000	100,000	100,000	100,000	<b>500,000</b>
<b>Stone Avenue Improvements PW3501</b>						
General Fund Transfer	250,000	750,000	750,000	0	0	<b>1,750,000</b>
Totals	250,000	750,000	750,000	0	0	<b>1,750,000</b>



**Traffic Calming (PW3478)**

General Fund Transfer	400,000	400,000	400,000	400,000	400,000	<b>2,000,000</b>
Totals	400,000	400,000	400,000	400,000	400,000	<b>2,000,000</b>

**Wade Hampton Blvd. Impv. PW3502**

General Fund Transfer	500,000	0	0	0	0	<b>500,000</b>
Totals	500,000	0	0	0	0	<b>500,000</b>

**TOTAL ROADS AND BRIDGES**

<b>3,600,000</b>	<b>5,200,000</b>	<b>5,700,000</b>	<b>4,950,000</b>	<b>3,950,000</b>	<b>23,400,000</b>
------------------	------------------	------------------	------------------	------------------	-------------------

**TREETSCAPES****Street Lighting Maint/Upgrades  
(PW3474)**

General Fund Transfer	100,000	100,000	100,000	100,000	100,000	<b>500,000</b>
Totals	100,000	100,000	100,000	100,000	100,000	<b>500,000</b>

**PARKS AND RECREATION****Open Space Acquisition GVL2040  
(ED3555)**

General Fund Transfer	500,000	500,000	500,000	500,000	500,000	<b>2,500,000</b>
Totals	500,000	500,000	500,000	500,000	500,000	<b>2,500,000</b>

**Greenways and Trails (PR4173)**

Hospitality Tax Fund	1,000,000	1,000,000	1,000,000	1,000,000	1,000,000	<b>5,000,000</b>
Totals	1,000,000	1,000,000	1,000,000	1,000,000	1,000,000	<b>5,000,000</b>

**Laurens Road SRT (PR4138)**

Hospitality Tax Fund	1,500,000	1,000,000	1,000,000	0	0	<b>3,500,000</b>
Totals	1,500,000	1,000,000	1,000,000	0	0	<b>3,500,000</b>



<u>Funding Source/Project</u>	<b>FY 22/23</b>	<b>***** PLANNING YEARS ONLY *****</b>				<b>FY 23-27</b>
	<b>BUDGET</b>	<b>FY 23/24</b>	<b>FY 24/25</b>	<b>FY 25/26</b>	<b>FY 26/27</b>	<b>FUNDING</b>
<b>Swamp Rabbit Trail Bridges Inspection (PR4192)</b>						
Hospitality Tax Fund	250,000	250,000	250,000	250,000	250,000	<b>1,250,000</b>
Totals	250,000	250,000	250,000	250,000	250,000	<b>1,250,000</b>
<b>Tree Fund Seed Money (PR4214)</b>						
General Fund Transfer	100,000	100,000	100,000	100,000	100,000	<b>500,000</b>
Totals	100,000	100,000	100,000	100,000	100,000	<b>500,000</b>
<b>Cleveland Park Improvements (Future)</b>						
Hospitality Tax Fund	0	2,000,000	0	0	0	<b>2,000,000</b>
Totals	0	2,000,000	0	0	0	<b>2,000,000</b>
<b>Verdae SRT Underpass (PR4231)</b>						
Hospitality Tax Fund	2,000,000	0	0	0	0	<b>2,000,000</b>
Totals	2,000,000	0	0	0	0	<b>2,000,000</b>
<b>Zoo South America Impv. (PR4230)</b>						



<b>Funding Source/Project</b>	<b>FY 22/23</b>	<b>***** PLANNING YEARS ONLY *****</b>				<b>FY 23-27</b>
	<b>BUDGET</b>	<b>FY 23/24</b>	<b>FY 24/25</b>	<b>FY 25/26</b>	<b>FY 26/27</b>	<b>FUNDING</b>
<b>General Fund Transfer</b>						
Affordable Housing Plan	2,000,000	2,500,000	2,500,000	2,500,000	2,500,000	<b>12,000,000</b>
Academy/Downtown Bypass (NEW)	250,000	500,000	1,000,000	1,000,000	1,000,000	<b>3,750,000</b>
Augusta Street Improvements (NEW)	650,000	2,000,000	2,000,000	2,000,000	1,000,000	<b>7,650,000</b>
Bike/Ped Infrastructure	250,000	250,000	250,000	250,000	250,000	<b>1,250,000</b>
Commercial Corridors	2,000,000	2,000,000	2,000,000	2,000,000	2,000,000	<b>10,000,000</b>
Downtown Façade Improvements	250,000	250,000	250,000	250,000	250,000	<b>1,250,000</b>
Econ. Dev. Project Account -Viola	333,308	334,975	336,650	338,333	348,483	<b>1,691,749</b>
Economic Development Fund Deposit	1,500,000	1,500,000	1,500,000	1,500,000	1,500,000	<b>7,500,000</b>
Economic Development Initiatives	850,000	750,000	750,000	750,000	750,000	<b>3,850,000</b>
Fire Station Improvements	1,202,018	1,211,723	1,221,335	1,241,069	1,260,269	<b>6,136,414</b>
Greenline-Spartanburg Area Impv. (NEW)	500,000	0	0	0	0	<b>500,000</b>
Intersection Safety Improvements	200,000	200,000	200,000	200,000	200,000	<b>1,000,000</b>
Main Street Trees	75,000	75,000	75,000	75,000	75,000	<b>375,000</b>
NSTEP	1,000,000	1,000,000	1,000,000	1,000,000	1,000,000	<b>5,000,000</b>
Open Space Acquisition CVL2040	500,000	500,000	500,000	500,000	500,000	<b>2,500,000</b>
Police Body Cameras	371,073	371,073	371,073	389,627	389,627	<b>1,892,473</b>
Sidewalk ADA Improvements	100,000	100,000	100,000	100,000	100,000	<b>500,000</b>
Stone Avenue Improvements	250,000	750,000	750,000	0	0	<b>1,750,000</b>
Street Lighting Maint/Upgrades	100,000	100,000	100,000	100,000	100,000	<b>500,000</b>
Traffic Calming	400,000	400,000	400,000	400,000	400,000	<b>2,000,000</b>
Tree Fund Seed Money	100,000	100,000	100,000	100,000	100,000	<b>500,000</b>
Wade Hampton Blvd. Impv. (NEW)	500,000	0	0	0	0	<b>500,000</b>
Subtotal, General Fund Transfer	<b>13,381,399</b>	<b>14,892,771</b>	<b>15,404,058</b>	<b>14,694,029</b>	<b>13,723,379</b>	<b>72,095,636</b>
<b>Hospitality Tax Fund</b>						
Greenways and Trails	1,000,000	1,000,000	1,000,000	1,000,000	1,000,000	<b>5,000,000</b>
Laurens Road SRT	1,500,000	1,000,000	1,000,000	0	0	<b>3,500,000</b>
Public Safety Cameras and Infrastructure	200,000	200,000	200,000	200,000	200,000	<b>1,000,000</b>
Swamp Rabbit Trail Bridges	250,000	250,000	250,000	250,000	250,000	<b>1,250,000</b>
Cleveland Park Improvements (New)	0	2,000,000	0	0	0	<b>2,000,000</b>
Verdae SRT Underpass (New)	2,000,000	0	0	0	0	<b>2,000,000</b>
Subtotal, Hospitality Tax Fund	<b>4,950,000</b>	<b>4,450,000</b>	<b>2,450,000</b>	<b>1,450,000</b>	<b>1,450,000</b>	<b>14,750,000</b>



For the SRT expansion along Laurens Rd the city has spent \$6.4MM for two bridges and is currently evaluating a tunnel for the third major crossing

### **Greenville plans for only 2 Swamp Rabbit Trail bridges and budgets \$6.4 million**


Macon Atkinson, Greenville News | Updated 1 year ago



Photo: Mykail McEldowney/Staff

# City Video on Safe Routes to Schools safety improvement posted 4/15/23

<https://fb.watch/jYQuan0FBd/>

 City of Greenville, South Carolina Govern... · 2d ·

🚧 School Zone Upgrades! Our citywide pedestrian safety study identified a need for lower speed limits, additional signage and high visibility crosswalks around city schools. Engineers have completed phase one at Stone Academy and at Augusta Circle Elementary School. Keeping students who walk and bike to school safe is our priority!

Stone Academy PTA  
Augusta Circle PTA  
Greenville County Schools



This led us to remember our 2014 video advocating for safe routes to school in the County

[https://youtu.be/24H\\_BPb1\\_nQ](https://youtu.be/24H_BPb1_nQ)



# Our MPO, GPATS has limited funding for biking and walking

- This funding to the City of Greer for a \$1.1MM trail is the first TAP funding in recent years
- Interesting that there was only one application



## MEMORANDUM

**TO:** GPATS Study Team

**FROM:** GPATS Staff

**DATE:** April 17, 2023

**SUBJECT:** Transportation Alternatives Program, FY2023 Cycle Recommendations

---

In January, Staff released its annual Call for Projects for the FY2023 TAP Cycle. Staff has received one application in total. A summary of the application is below:

### City of Greer – Wards Creek Trail Phase 1

- Requesting \$1,090,345.60
- Score: 16 out of 21 points
- Description: Construction of a 12' wide trail that is located along Wards Creek, connecting Wards Creek Park to Biblebrook Drive. The trail will accommodate pedestrians and cyclists. The trail will total 0.45 miles.

GPATS currently has \$1,168,982 in TAP funds available for new projects.

The Bike and Pedestrian Coordinating Committee discussed the application and **recommends that GPATS award funding to City of Greer's project.** The Study Team is now responsible for making a recommendation to the Policy Committee on the matter.

**The recommendation of the Study Team will be passed on the GPATS Policy Committee for their consideration and adoption.**

# Bike Walk Greenville has been advocating for safe biking and walking infrastructure since 2013

